



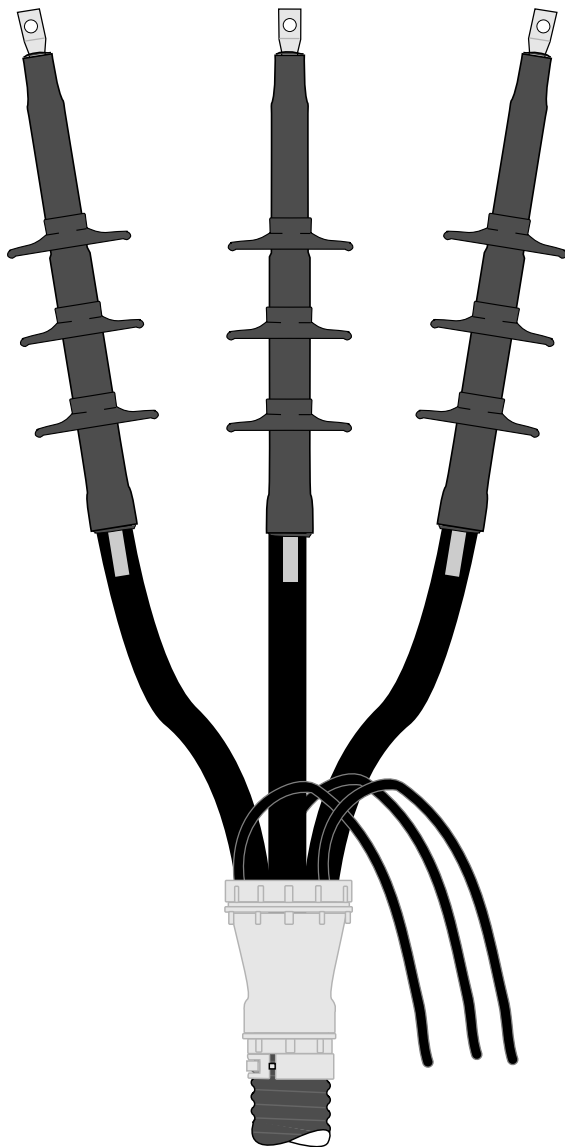
MVTA 52510 SERIES

25 kV Medium Voltage Termination w/o Boot
Class I Terminator for three-core armored 22-28 kV
extruded dielectric, shielded cable using armor terminator.

Description

The Innovative Power Products MVTA 52510 series Class I termination kits are heatshrinkable terminators for three-core 25 kV (22-28 kV) *armored* extruded dielectric, shielded, high voltage power cables *when an armor terminator is used to terminate and seal the cable's armor and jacket*. The MVTA 52510E series terminators are for applications where the terminators are exposed to the elements (outdoor).

MVTA 52510 series kits provide a lightweight, compact alternative to other three-core termination methods. The MVTA 52510 series kit makes installation of the armor terminator faster, easier and the system more reliable.



Versatility

MVTA 52510 kits cover a wide range of conductor sizes and shapes. The standard kits fit all types of three-core armored cable constructions, including: metallic tape shield, drain wire shielded, lead covered and Unishield® cables. These kits are based on the single-core MVT 2530 series kits with core and ground wire tubings to jacket the exposed shields. The forty-eight inch (48") tail length allows for easy training of the termination system in switchgear or at the riser in overhead applications. Three (3) kit sizes cover all cable sizes from 2 AWG through 1000 kcmil.

If desired, a cable 'through-passage' fitting can be used to seal the cable jacket while allowing the jacketed cable to enter the enclosure. This fitting is less expensive than an armor terminator and much simpler to install. When a 'through-passage' device is used, the MVT 42510 termination should be used to protect and seal the system. This combination is generally less expensive than the use of armor terminators.

Performance

MVTA 52510 series kits are factory engineered to provide fast and easy installation with reliable performance.

All MVT kits are designed to meet or exceed the requirements of IEEE-48 for Alternating Current Cable Terminations.

Convenient Packaging

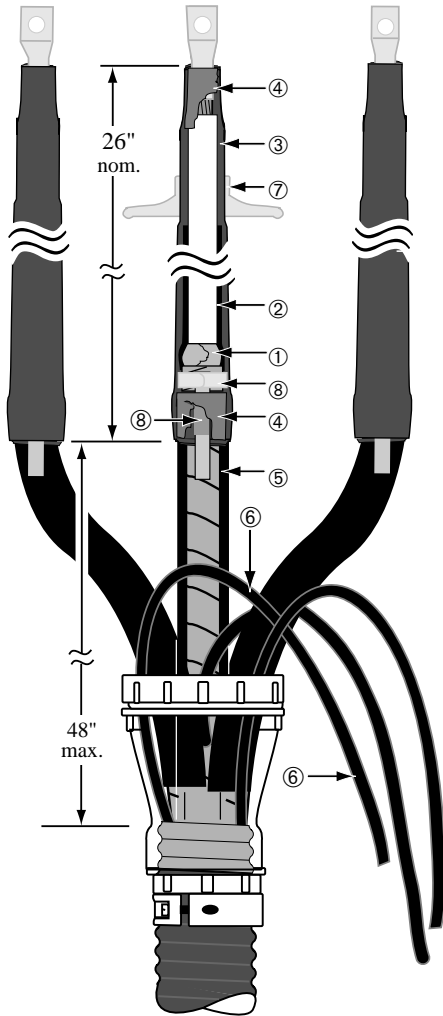
The kits are packaged to provide one each (1) three-core termination. Everything is included to terminate the three-core armored cable *less* the terminal lugs, external grounding components and the armor terminator. External grounding components can be included as a kit option. Connectors can be supplied in the kits; subject to factory quote. See section 5 for connector information.

Related Product Information

MVTA 52510:

• Price List PL-644

ELECTRICAL SPECIFICATIONS: 25 kV Rated Accessories



Test Requirement	Value	MVTA 52510
AC withstand, 1 minute (60 hz)	65 kV	PASS
DC withstand, 15 minutes	105 kV	PASS
Discharge Extinction Voltage (<3pC)	21.5 kV	> 21.5 kV
Impulse withstand 1.2 x 50 μs (crest kV)	150 kV	> 150 kV
Wet withstand, 10 seconds	60 kV	PASS
Dry withstand, 6 hours	55 kV	PASS
Continuous current rating	= cable	= cable

BILL OF MATERIALS (Std. Pkg. (1 kit) terminates 1-3/C cable end.)

Key	Item Description	Quantity	Supplied
①	Field Control Material	3 strips	in all kits
②	Field Control Tubing	3 tubes	in all kits
③	Non-tracking Tubing	3 tubes	in all kits
④	Sealant Strips	as req'd.	in all kits
⑤	Core jacketing tubing	3 tubes	in all kits
⑥	Ground jacketing tubing	3 tubes	in all kits
	• Installation Guide	1 each	in all kits

OPTIONS (Modification items for 1-3/C kit)

Key	Item Description	Quantity	Nomenclature
⑦	Non-Tracking Sheds	9 per kit	E mod (exposed)
⑧	Sealed Grounding Kit	3 per kit	G mod
	• Terminal Lugs*	3 per kit	Factory quoted
	• Cable cleaning kit (not shown)	1 per kit	P mod kit

25 kV SELECTION GUIDE for 3/C armored cable

Conductor Range <i>All dimensions in inches</i>	Kit Catalog Number	Insulation Diameter
2-3/0 AWG	MVTA 52511	0.80-1.10
4/0-350 kcmil	MVTA 52512	1.00-1.31
500-1000 kcmil	MVTA 52513	1.20-2.16

ORDERING INFORMATION

1. Select the kit catalog number by the cable size. The kit contains everything needed to terminate one 3/C armored cable **less** the armor terminator and connectors for sheltered (indoor) use.

Confirm the dimensional data at the extremes of size range.

2. Add the **mod kit** letter designation as needed to change the base kit :

E- sheds are required for exposed (outdoor) environments (E mod).

G- sealed grounding kit (G mod).

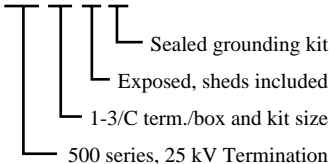
P- cable cleaning kit (P mod).

* **CONNECTORS:** To have connectors supplied in the kits, please refer to **Section 5** in this catalog for connector selection information. The connectors must be ordered separately but can be packaged within the kits if detailed information is supplied.

EXAMPLE:

For 3/C, armored 1 AWG, 25 kV cable installed in an exposed (outdoor) environment, using a **separately supplied armor terminator** and adding sealed grounding kits (Gmod):

MVTA 525 11 E G



EXAMPLE:

For a 3/C armored, 350 kcmil 28 kV cable installed in a sheltered (indoor) environment using a **separately supplied armor terminator** and adding the grounding and cleaning kits:

MVTA 525 13 G P

