



MVT 42510 SERIES

3/C, 25 kV Medium Voltage Termination w/ Boot
Class I terminator for three-core 22-28 kV extruded dielectric, shielded cable with up to 3 grounds

Description

The Innovative Power Products MVT 42510 series Class I termination kits are heatshrinkable terminators for three-core armored or unarmored 25 kV (22-28 kV), extruded dielectric shielded medium voltage cables *with or without ground wires*. The MVT 42510E series terminations are for applications where the terminators are exposed to the elements such as precipitation or direct outdoor sunlight.

MVT 42510 series kits provide a lightweight compact alternative to other three-core termination methods. There are no compounds to mix and pour and no labor-intensive taping procedures. MVT 42510 series terminators provide a rugged, low cost and reliable cable termination.

Versatility

MVT 42510 kits cover a wide range of conductor sizes and shapes. They accommodate out-of-round or off-tolerance cables, in both round and sector shaped conductors. The standard kits fit all types of three-core cable constructions *with or without* ground wires, including: metallic tape shield, drain wire shielded, lead covered and Unishield® power cables. MVT 42510 series kits can be used on armored cables when no separate armor terminator is used. The kits are based on the single-core MVT 2530 series kits with additional components to convert the three-core cable into three, individual single cores. The forty-eight inch (48") tail length allows for easy training of the termination in switchgear or at the riser in overhead transition applications. Three (3) kit sizes cover cable sizes from 2 AWG through 1000 kcmil.

Performance

MVT 42510 series kits are factory engineered to provide fast and easy installation with reliable performance.

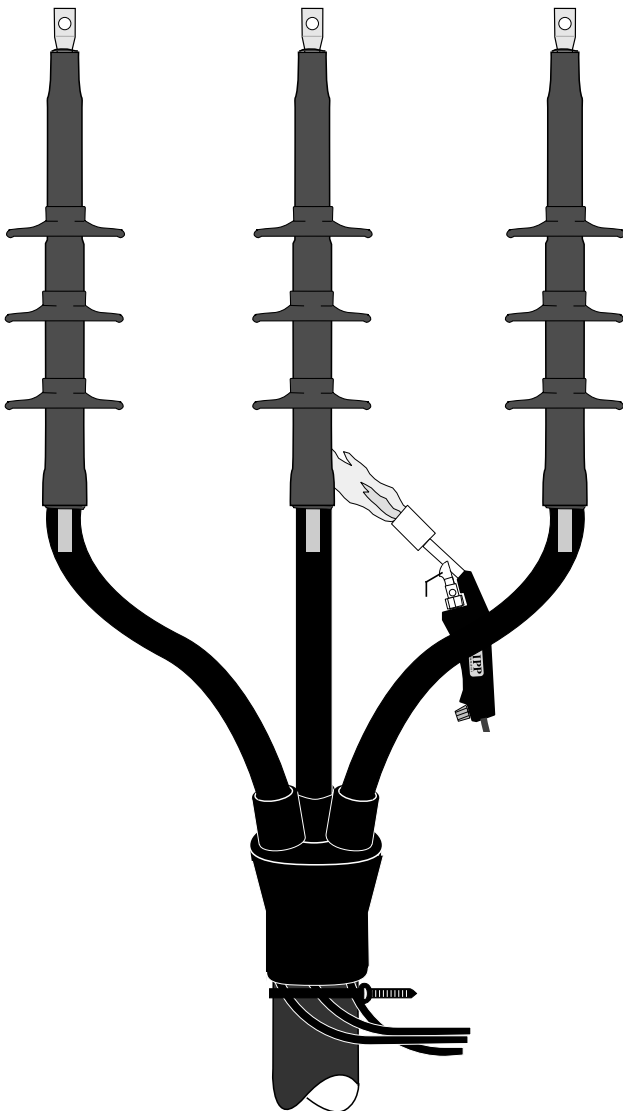
All MVT kits are designed to meet or exceed the requirements of IEEE-48 for Alternating Current Cable Terminations.

Convenient Packaging

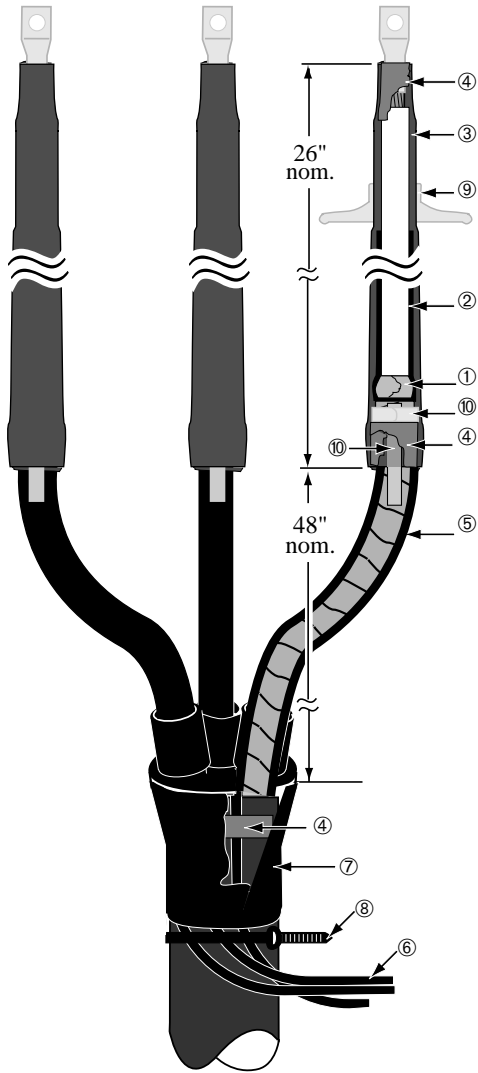
The kits are packaged to provide one (1) three-core termination. Everything is included to terminate the three-core cable with or without ground wires *less* the terminal lugs and external grounding components. External grounding components can be included as a kit option. Connectors can be supplied in the kits; subject to factory quote. See section 5 for connector information.

Related Product Information

- MVT 42510: • Price List PL-643



ELECTRICAL SPECIFICATIONS: 25 kV Rated Accessories



Test Requirement	Value	MVT 42510
AC withstand, 1 minute (60 Hz)	65 kV	PASS
DC withstand, 15 minutes	105 kV	PASS
Discharge Extinction Voltage (<3pC)	21.5 kV	> 21.5 kV
Impulse withstand 1.2 x 50 μs (crest kV)	150 kV	> 150 kV
Wet withstand, 10 seconds	60 kV	PASS
Dry withstand, 6 hours	55 kV	PASS
Continuous current rating	= cable	= cable

BILL OF MATERIALS (Std. Pkg. (1 kit) terminates 1-3/C cable end.)

Key	Item Description	Quantity	Supplied
①	Field Control Material	3 strips	in all kits
②	Field Control Tubing	3 tubes	in all kits
③	Non-tracking Tubing	3 tubes	in all kits
④	Sealant Strips	as req'd.	in all kits
⑤	Core jacketing tubing	3 tubes	in all kits
⑥	Ground jacketing tubing	3 tubes	in all kits
⑦	Cable breakout (3 legged)	1 each	in all kits
⑧	Cable Tie (U.V./black)	1 each	in all kits
•	Installation Guide	1 each	in all kits

OPTIONS (Modification items for 1-3/C kit)

Key	Item Description	Quantity	Nomenclature
⑨	Non-Tracking Sheds	9 per kit	E mod (exposed)
⑩	Sealed Grounding Kit	3 per kit	G mod
•	Terminal Lugs*	3 per kit	Factory quoted
•	Cable cleaning kit (not shown)	1 per kit	P mod kit

25 kV SELECTION GUIDE for 3/C cable with/without grounds

Conductor Range <i>All dimensions in inches</i>	Kit Catalog Number	Insulation Diameter	Jacket Diameter
2-3/0 AWG	MVT 42511	0.80-1.10	1.75-3.75
4/0-350 kcmil	MVT 42512	1.00-1.31	1.75-3.75
500-1000 kcmil	MVT 42513	1.20-2.16	2.25-5.00

ORDERING INFORMATION

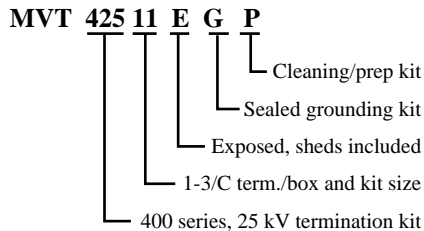
- Select the kit catalog number by the cable size. The kit contains everything needed to terminate a 3/C cable **less** the connectors for sheltered (indoor) use.

Confirm the dimensional data at the extremes of the size range.

- Add the **mod kit** letter designation as needed to change the base kit :
 - E**- sheds are required for exposed (outdoor) environments (Emod).
 - G**- sealed grounding kit (Gmod).
 - P**- cable cleaning kit (Pmod).

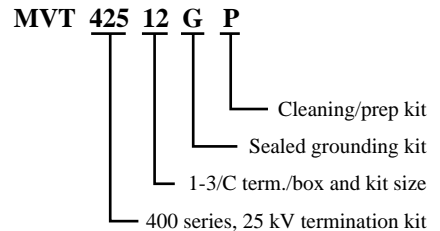
EXAMPLE:

For 3/C, 2/0 AWG, 25 kV cable without ground wires, in an exposed (outdoor) environment, with sealed grounding kits (Gmod) and cable cleaning kit:



EXAMPLE:

For a 3/C armored, 250 kcmil 25 kV cable with 1,2 or 3 grounds, installed in a sheltered (indoor) environment with sealed grounding kits and cleaning kit:



* **CONNECTORS:** To have connectors supplied in the kits, please refer to **Section 5** in this catalog for connector selection information. The connectors must be ordered separately but can be packaged within the kits if detailed information is supplied.