



# MVT 3510UD SERIES

35 kV Medium Voltage URD Termination  
Class I terminator for single conductor 35 kV  
Bare & Jacketed Concentric Neutral power cable

## Description

The Innovative Power Products MVT 3510UD series Class I terminator is a heatshrinkable 35 kV termination for both bare and jacketed concentric neutral power cables. The IPP MVT 3510UDE series terminator is for applications where the terminator is exposed to precipitation or direct sunlight.

MVT kits provide a lightweight, compact and flexible alternative to porcelain terminators. These features allow the installation of the system in low profile switchgear and other enclosures requiring multiple cable-to-busbar connections. This terminator adds no significant weight to the cable, therefore no special hardware is required to support the completed termination. It can be connected directly to the cut-out or overhead line without a separate crossarm.

## Versatility

MVT 3510UD kits cover a wide range of conductor sizes and shapes. They accommodate out-of-round or off-tolerance cables. The standard kits fit both bare concentric neutral, and jacketed concentric neutral power cables. Three (3) kit sizes cover all cable sizes from 1 AWG through 2000 kcmil.

## Performance

MVT kits are factory engineered to provide fast and easy installation with reliable performance.

All MVT kits are designed to meet or exceed the requirements of IEEE-48 for Alternating Current Cable Terminations.

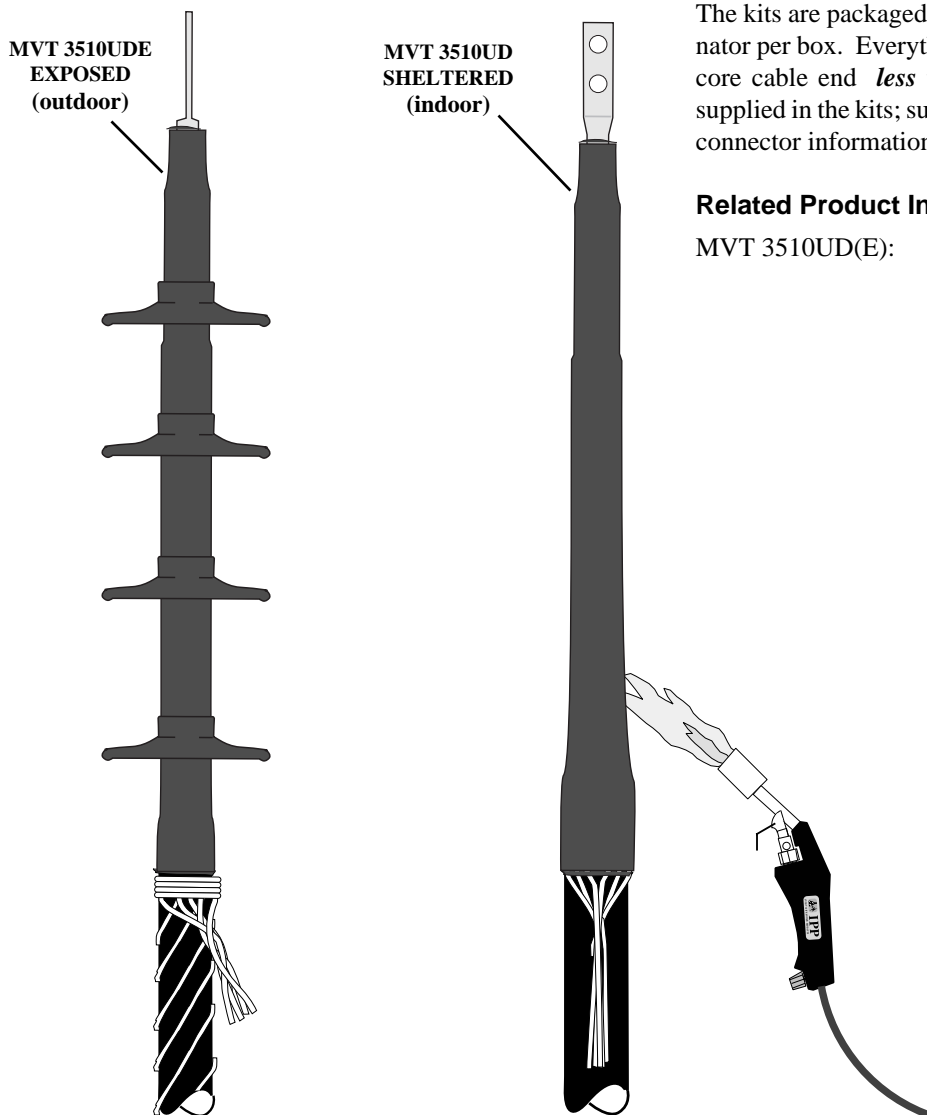
## Convenient Packaging

The kits are packaged to provide one each, single-core terminator per box. Everything is included to terminate one single core cable end *less* the terminal lugs. Connectors can be supplied in the kits; subject to factory quote. See section 5 for connector information.

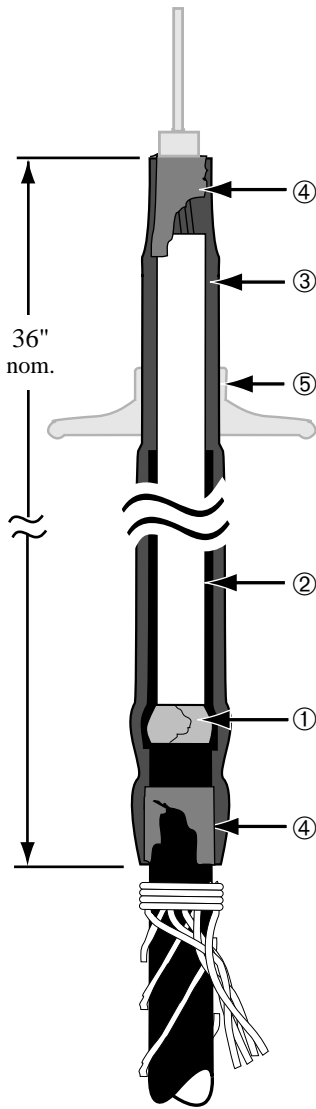
## Related Product Information

MVT 3510UD(E):

• Price List: PL 651



## ELECTRICAL SPECIFICATIONS: 35 kV Rated Accessories



Test Requirement	Value	MVT 3510UD
AC withstand, 1 minute (60 hz)	90 kV	PASS
DC withstand, 15 minutes	140 kV	PASS
Discharge Extinction Voltage (<3pC)	33.3 kV	> 33.3 kV
Impulse withstand 1.2 x 50 μs (crest kV)	200 kV	> 200 kV
Wet withstand, 10 seconds	80 kV	PASS
Dry withstand, 6 hours	75 kV	PASS
Continuous current rating	= cable	= cable

### BILL OF MATERIALS (Std. Pkg: 1 kit = 1 each, 1/C termination/box)

Key	Item Description	Quantity	Supplied
①	Field Control Material	1 strip	in all kits
②	Field Control Tubing	1 tube	in all kits
③	Non-tracking Tubing	1 tube	in all kits
④	Sealant Strips	as req'd.	in all kits
•	Installation Guide	1 each	in all kits

### OPTIONS (Mod. kits: )

Key	Item Description	Quantity	Nomenclature
⑤	Non-Tracking Sheds	4 pieces	E mod kit (exposed)
•	Terminal Lugs*	1 piece	Factory quoted
•	Cable cleaning kit (not shown)	1 kit	P mod kit

### 35 kV SELECTION GUIDE

Conductor Range <i>All dimensions in inches</i>	Kit Catalog Number	Insulation Diameter	Jacket Diameter
#1-4/0 AWG	MVT 3511UD	1.05-1.40	1.10-1.90
250-1000 kcmil	MVT 3512UD	1.30-2.00	1.35-2.50
1250-2000 kcmil	MVT 3513UD	2.00-2.75	2.05-3.30

### ORDERING INFORMATION

1. Select the kit catalog number by the cable size. A standard package contains everything needed to terminate one (1) single-core (1/C) cables, *less* the connectors, for sheltered (indoor) use.

**Confirm the dimensional data at the extremes of the size range.**

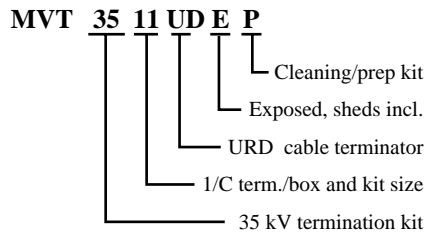
2. Add the **mod kit** letter designation as needed to change the base kit :

**E-** sheds are required for exposed (outdoor) environments (E mod).

**P-** cable cleaning kit (P mod2).

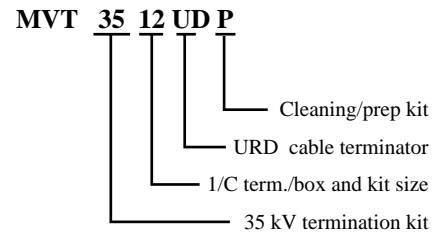
EXAMPLE:

For 1/C, 2/0 AWG, 35 kV cable to be installed in an exposed (outdoor) environment, including a cable cleaning kit:



EXAMPLE:

For 1/C, 350 kcmil, 35 kV cable to be installed in a sheltered (indoor) environment, including a cable cleaning kit:



\* **CONNECTORS:** To have connectors supplied in the kits, please refer to [Section 5](#) in this catalog for connector selection information. The connectors must be ordered separately but can be packaged within the kits if detailed information is supplied.